




## THE ARC STUD WELDING PROCESS




1. STUD AND CERAMIC FERRULE AGAINST THE WORK PLATE.



2. STUD LIFTS AND ARC IS DRAWN.



3. CONTROL TIMES OUT AND STUD PLUNGES INTO MOLTEN STEEL.



4. METAL SOLIDIFIES AND WELD IS COMPLETED IN MILLISECONDS.

ARC Stud Welding involves the same basic principles and metallurgical aspects as any other arc welding procedure. The weld gun lifts the stud a short distance from the base metal and initiates a controlled electric arc from the power source which melts the end of the stud and a portion of the base metal. The ceramic ferrule contains the molten metal into which the stud is thrust automatically and a high quality fusion weld is accomplished.

ARC Stud Welding is generally used to weld larger diameter studs to thick base metals. ARC studs may be almost any shape and there are literally hundreds; however, they must have one end of the stud designed for ARC welding and must be made of weldable materials. Mild steel, stainless steel, and aluminum are applicable materials for ARC stud welding.

Contact MIDWEST FASTENERS Customer Service Department for technical assistance in non-standard arc stud fastener design.

**NEW-AGE**  
FASTENING SYSTEMS, INC.

Studwelding Equipment, Fasteners & Supplies  
Boiler Outage Specialists  
Jobsite Studwelding Division  
P.O. Box 5658, Deptford, NJ 08096  
Phone: (856) 218-8301  
Fax: (856) 218-8305  
Toll Free: (888) 889-3833  
steve@newagestudwelding.com

All information contained herein subject to change without notice.