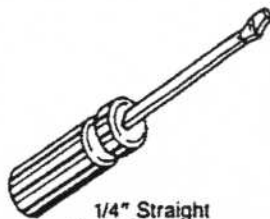
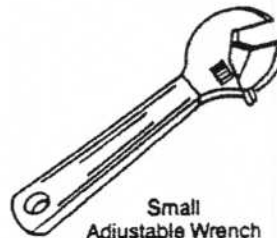


**CD STUD WELDING ACCESSORIES****GUN SET-UPS**

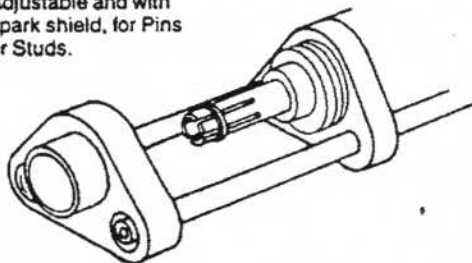
The CD stud welding accessories shown in this booklet allow the CD Contact Gun to be "set-up" to weld a wide variety of different types and sizes of CD studs with a minimal amount of time required for change-over. Several typical set-ups are shown below for reference. Final adjustments necessary for the gun and welder are explained in the welder operation manual.

**TOOLS REQUIRED**

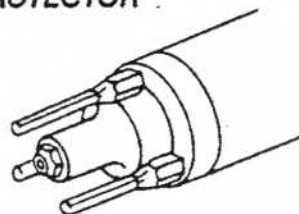
Allen Wrenches

1/4" Straight  
Blade ScrewdriverSmall  
Adjustable Wrench**SET-UPS****STANDARD**

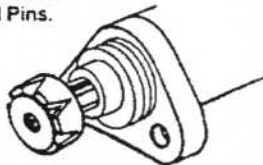
Adjustable and with spark shield, for Pins or Studs.

**COLLET PROTECTOR**

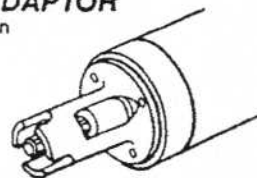
Fixed, for Pins.

**CUP HEAD CHUCK**

For all size Cup Head Pins.

**TEMPLATE ADAPTOR**

For precise location of studs.



All information contained herein subject to change without notice.

ACC-10

**NEW-AGE**  
**FASTENING SYSTEMS, INC.**

Studwelding Equipment, Fasteners & Supplies

Boiler Outage Specialists

Jobsite Studwelding Division

P.O. Box 5658, Deptford, NJ 08036

Phone: (856) 218-8301

Fax: (856) 218-8305

Toll Free: (888) 889-3833

steve@newagestudwelding.com